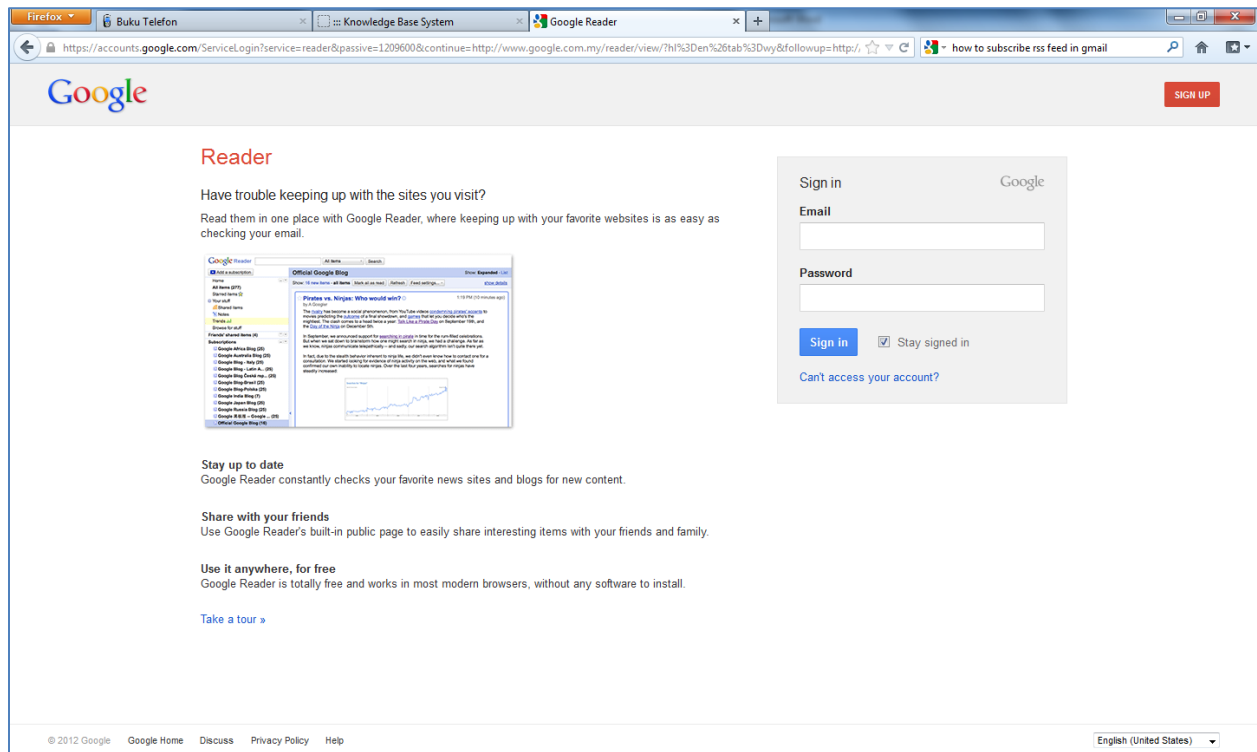


**PANDUAN  
MELANGGAN RSS FEED  
DI DALAM EMEL  
LUAR (cth; GMAIL)**

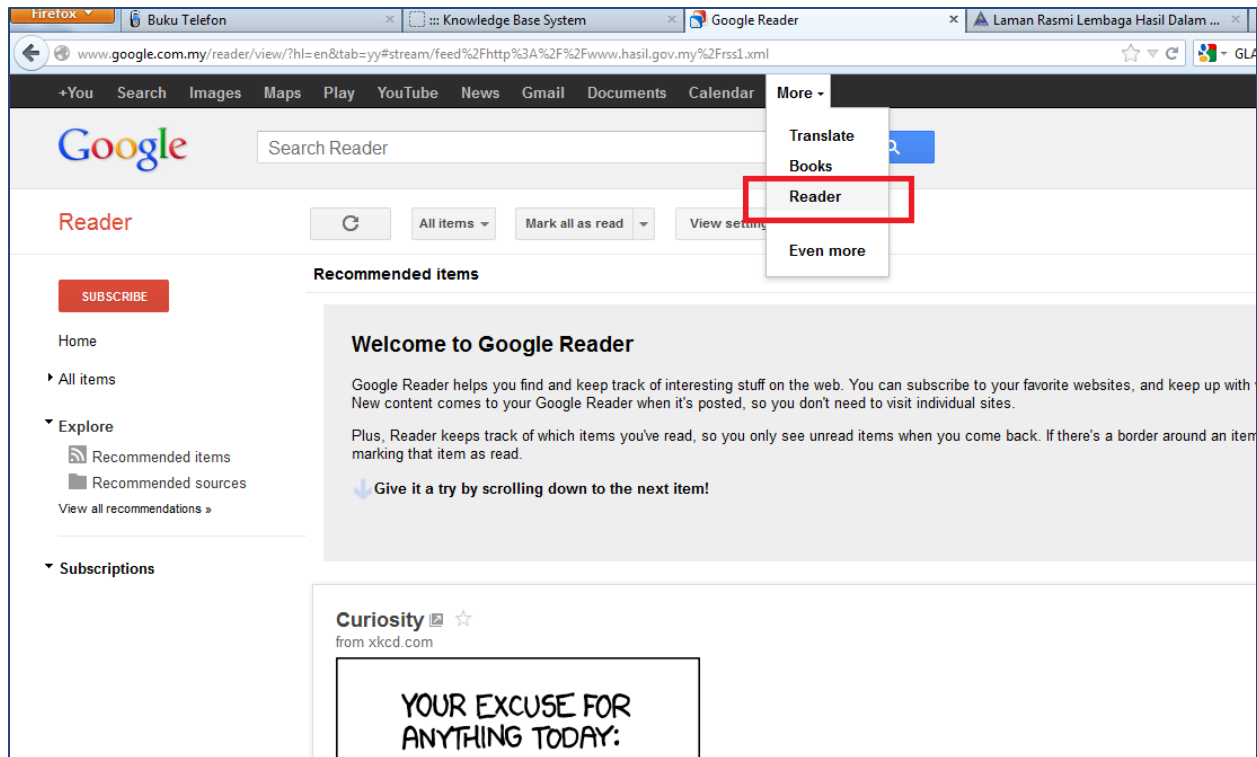
Cara- cara untuk melanggan RSS feed di dalam emel (cth:gmail)

Pada Ruang Mail



The screenshot shows a Firefox browser window with the Google Reader sign-in page. The address bar shows a URL for a Google account service. The page features the Google logo, a 'SIGN UP' button, and a 'Reader' heading. Below the heading, there is a text block explaining the service: 'Have trouble keeping up with the sites you visit? Read them in one place with Google Reader, where keeping up with your favorite websites is as easy as checking your email.' An inset image shows a preview of the Google Reader interface with a list of feeds and a selected article titled 'Pirates vs. Ninjas: Who would win?'. To the right of the text is a sign-in form with fields for 'Email' and 'Password', a 'Sign in' button, a 'Stay signed in' checkbox, and a link for 'Can't access your account?'. At the bottom of the page, there is a footer with copyright information and a language selector set to 'English (United States)'.

Masukkan nama pengguna dan kata laluan anda seperti biasa.



Klik **More** pada taskbar di atas → **Reader**



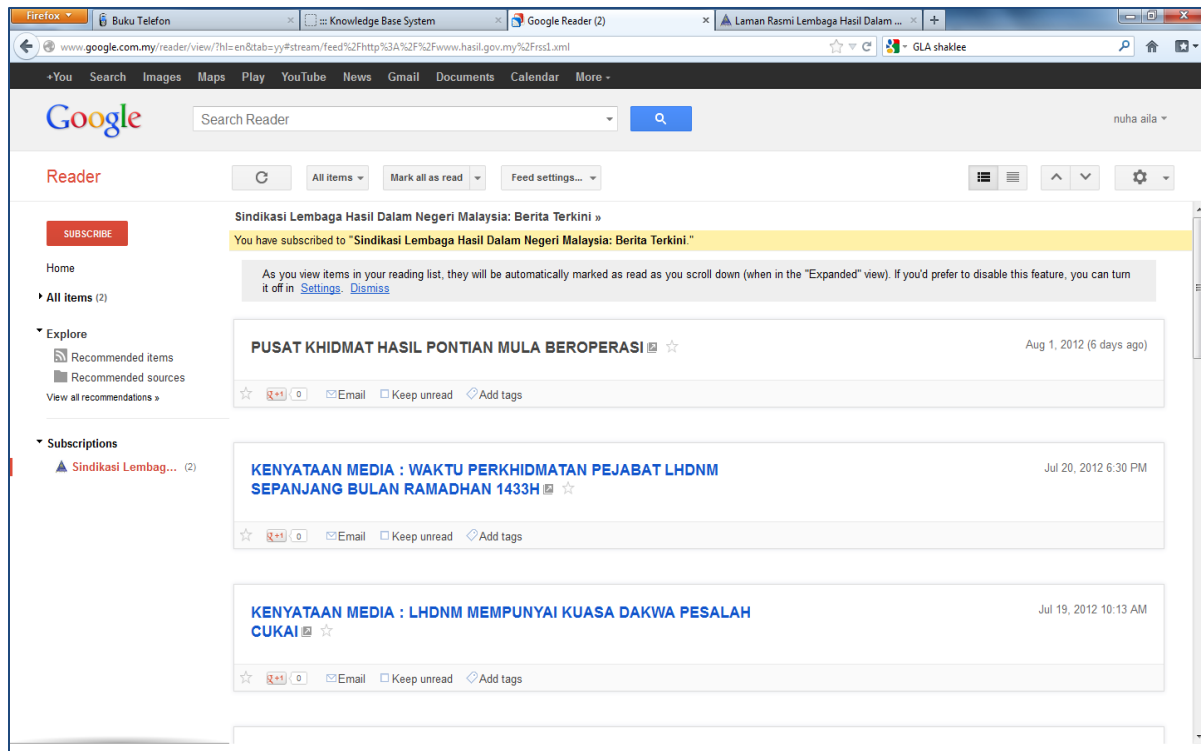
Klik **Subscribe** pada **kotak merah** dan anda dikehendaki memasukkan alamat rss yang anda ingin langgan

The screenshot shows the Google Reader web interface. At the top, there are browser tabs for Firefox, Buku Telefon, Knowledge Base System, Google Reader, and Sindikasi Lembaga Hasil Dalam Nege... The address bar shows [www.google.com.my/reader/view/?hl=en&tab=yy](http://www.google.com.my/reader/view/?hl=en&tab=yy). The Google logo and search bar are visible. Below the search bar, the 'Reader' section includes a 'SUBSCRIBE' button, a search input field, and a 'Mark all as read' button. The main content area displays an article from 'Curiosity' with a timestamp of '10:10 PM (9 hours ago)'. The article features a cartoon with the text: 'YOUR EXCUSE FOR ANYTHING TODAY: "/>

Masukkan address RSS hasil seperti berikut:

- <http://www.hasil.gov.my/rss1.xml> (versi B.melayu) atau
- <http://www.hasil.gov.my/rss2.xml> (versi english)

Klik Add



Hasil setelah anda berjaya melanggan RSS di gmail reader anda.